

When the going gets tough, keep your impact going strong

Ingersoll Rand offers an extended two-year warranty program for the impact mechanism with the purchase of an extended warranty kit. Each kit includes:

- One hose whip with swivel
- One inline lubricator
- Two couplers
- One pint of Class 1 #10 oil
- One pound premium impact grease
- One pair of titanium gloves



EXTENDED WARRANTY KITS

Model

3900-XW1-M	2-year extended warranty kit for impact mechanism with medium gloves
3900-XW1-L	2-year extended warranty kit for impact mechanism with large gloves
3900-XW1-XL	2-year extended warranty kit for impact mechanism with extra large gloves

Distributed by:



Ingersoll Rand Industrial Technologies provides products, services, and solutions to enhance the efficiency and productivity of our commercial, industrial, and process customers. Our innovative products include air compressors, air systems components, tools, pumps, material and fluid handling systems, and microturbines.

(800) 376-TOOL • irtools.com




3900Ti Series

Titanium Impact Wrenches



Master the nuts and bolts of productivity



Ingersoll Rand created an impact wrench that set the industry standard for quality. Now we're raising the bar even higher with our 3900Ti Series of titanium impacts.

Powerful impacts for demanding jobs

Each Productivity Rated 3900Ti Series impact is built to last, with a high-performance motor package that delivers 30 percent more power than competitive models. And, as the only titanium impacts on the market, they're stronger, lighter, more corrosion-resistant, and easier to hold — which means you get durable, reliable impacts that enable you to get more done in less time. So, whether you're building or disassembling, with a 3900Ti Series impact in your hand, you'll really tear into it.


At Ingersoll Rand, we're committed to producing the best industrial-grade tools on the market, and when you select one of our tools, we want you to be confident in the level of our commitment. That's one of the reasons we've created the Productivity Rated distinction. We push our tools through a rigorous process involving testing, re-engineering, and customer feedback. You can be sure our tools meet stringent requirements in the areas of productivity, reliability, serviceability, ergonomics, and safety. So, when you see the Productivity Rated badge, know that you're getting a tool that works as hard as you.



The 3900Ti Series stands out no matter how you look at it



If you want a quality, long-lasting impact, then choose one from the company that knows impacts the best — the 3900Ti Series from Ingersoll Rand. No other family of impacts compares to the 3900Ti Series, and even the toughest nuts and bolts don't stand a chance. With the 3900Ti Series, watch your productivity increase while your total cost of ownership decreases. You'll get the work done faster with greater power, and the easy serviceability of the 3900Ti Series means shorter downtime and fewer parts in inventory.

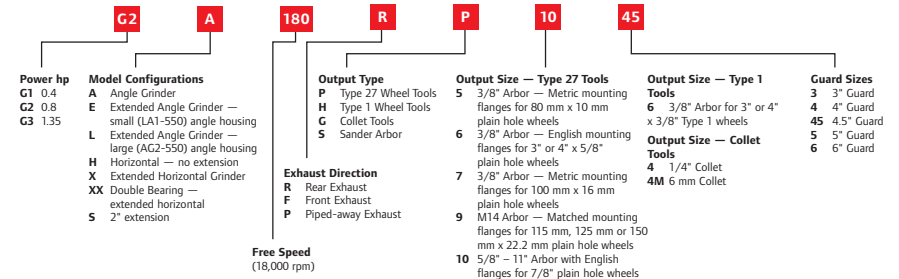


One tough reputation



The 3900Ti Series impact wrenches were engineered and built with durability and performance in mind. Whether it's because of their efficient seven-vane motors, powerful twin-hammer mechanisms, corrosion- and wear-resistant reverse-biased bronze endplates, or any of their other outstanding features, the 3900Ti Series is simply the hardest hitting family of impacts in the world.

With both inside and outside trigger options, square and spline drives, and even with a pistol-grip configuration, there's a 3900Ti Series impact that's a perfect solution for even your toughest job. Plus, we support our impacts with an optional two-year extended warranty — the best in the industry.



Part Number	Drive Size	Handle	Free Speed rpm	Impacts Per Minute	Maximum Torque ft-lb (Nm)	Recommended Torque Range Forward ft-lb (Nm)	Recommended Torque Range Reverse ft-lb (Nm)	Weight Less Socket lb (kg)	Length Less Socket in (mm)	Side to Center Distance in (mm)	Recommended Hose Size in (mm)	cfm
3940B2Ti	1" square	I.T.	6,000	800	2,500 (3390)	500 – 1,650 (680 – 2240)	500 – 1,800 (680 – 2440)	21.2 (9.6)	13.5" (343)	2.3" (59)	3/4" (19)	75
3940A2Ti	1" square	O.T.	6,000	800	2,500 (3390)	500 – 1,650 (680 – 2240)	500 – 1,800 (680 – 2440)	21.2 (9.6)	13.5" (343)	2.3" (59)	3/4" (19)	75
3940B1Ti	No. 5 spline	I.T.	6,000	800	2,500 (3390)	500 – 1,650 (680 – 2240)	500 – 1,800 (680 – 2440)	21.2 (9.6)	13.5" (343)	2.3" (59)	3/4" (19)	75
3940A1Ti	No. 5 spline	O.T.	6,000	800	2,500 (3390)	500 – 1,650 (680 – 2240)	500 – 1,800 (680 – 2440)	21.2 (9.6)	13.5" (343)	2.3" (59)	3/4" (19)	75
3940P2Ti	1" square	Pistol	5,300	800	2,500 (3390)	500 – 1,650 (680 – 2440)	500 – 1,800 (680 – 2440)	20.4 (9.3)	10.1" (256)	2.3" (59)	3/4" (19)	75
3942B2Ti	1" square	I.T.	5,000	850	2,750 (3730)	1,000 – 1,800 (1355 – 2440)	1,000 – 2,100 (1355 – 2850)	22.6 (10.5)	14.3" (362)	2.3" (59)	3/4" (19)	95
3942A2Ti	1" square	O.T.	5,000	850	2,750 (3730)	1,000 – 1,800 (1355 – 2440)	1,000 – 2,100 (1355 – 2850)	22.6 (10.5)	14.3" (362)	2.3" (59)	3/4" (19)	95
3942B1Ti	No. 5 spline	I.T.	5,000	850	2,750 (3730)	1,000 – 1,800 (1355 – 2440)	1,000 – 2,100 (1355 – 2850)	22.6 (10.5)	14.3" (362)	2.3" (59)	3/4" (19)	95
3942A1Ti	No. 5 spline	O.T.	5,000	850	2,750 (3730)	1,000 – 1,800 (1355 – 2440)	1,000 – 2,100 (1355 – 2850)	22.6 (10.5)	14.3" (362)	2.3" (59)	3/4" (19)	95
3955B2Ti	1-1/2" square	I.T.	2,750	700	4,700 (6372)	1,600 – 4,000	1,000 – 2,100 (1355 – 2850)	34.6 (15.7)	16.5" (419.1)	2.7" (68.3)	3/4" (19)	80
3955A2Ti	1-1/2" square	O.T.	2,750	700	4,700 (6372)	1,600 – 4,000	1,000 – 2,100 (1355 – 2850)	34.6 (15.7)	16.5" (419.1)	2.7" (68.3)	3/4" (19)	80
3955B1Ti	No. 5 spline	I.T.	2,750	700	4,700 (6372)	1,600 – 4,000	1,000 – 2,100 (1355 – 2850)	34.6 (15.7)	16.5" (419.1)	2.7" (68.3)	3/4" (19)	80
3955A1Ti	No. 5 spline	O.T.	2,750	700	4,700 (6372)	1,600 – 4,000	1,000 – 2,100 (1355 – 2850)	34.6 (15.7)	16.5" (419.1)	2.7" (68.3)	3/4" (19)	80